

RO Configurator

Registration Instructions

Contents

Registration	2
Step 1 (Role selection)	2
Step 2 (Account Number validation).....	3
Step 3 (Email creation).....	3
Step 4 (Thank you Note)	4
Step 5 (Password Reset).....	4

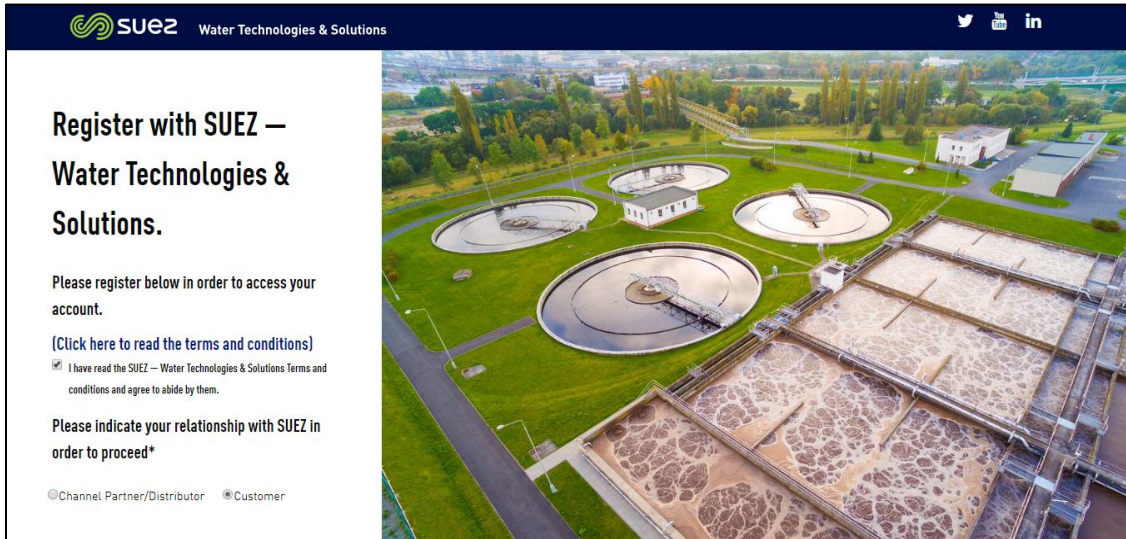
SUEZ PROPRIETARY INFORMATION: The information contained in this document is SUEZ proprietary information and is disclosed in confidence. It is the property of SUEZ and shall not be used, disclosed to others or reproduced without the express written consent of SUEZ. If consent is given for reproduction in whole or in part, this notice shall appear in any such reproduction in whole or in part. The information contained in this document may also be controlled by US export control laws. Unauthorized export or re-export is prohibited.

Registration

The detail registration flow has been described below. The registration consists of a single module that allows Suez water customers, distributors and channel partners to get registered. Steps to register:

Step 1 (Role selection)

- Open <http://www.suezwatertechnologies.com/kcpquest/registration> in browser



- We use cookies to personalize and enhance your experience on our site. Please visit our [Privacy Policy](#) to learn more. By using our site, you agree to our use of cookies.

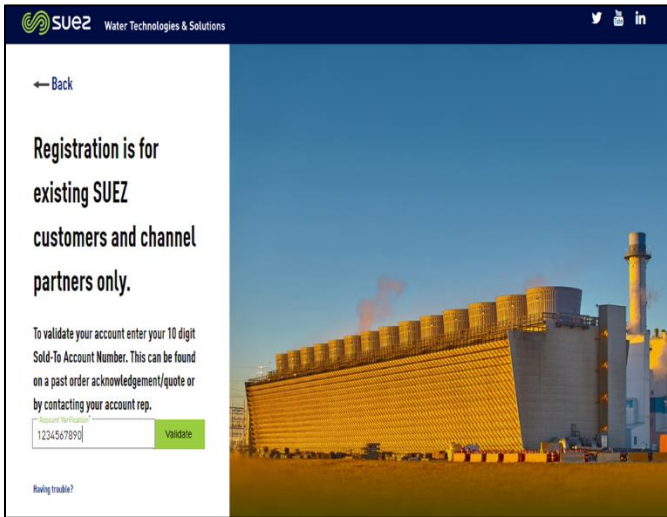
We use cookies to personalize and enhance your experience on our site. Please visit our [Privacy Policy](#) to learn more. By using our site, you agree to our use of cookies.

→ Accept → [Privacy Policy](#)

- Select the check box regarding “Terms and Conditions agreement” and view.
- Please verify your relationship with SUEZ Water Technologies and Solutions (Channel Partner/Distributor or Customer). Note: User can’t select its relationship with SUEZ until “Terms and Conditions agreement” check box is checked.

SUEZ PROPRIETARY INFORMATION: The information contained in this document is SUEZ proprietary information and is disclosed in confidence. It is the property of SUEZ and shall not be used, disclosed to others or reproduced without the express written consent of SUEZ. If consent is given for reproduction in whole or in part, this notice shall appear in any such reproduction in whole or in part. The information contained in this document may also be controlled by US export control laws. Unauthorized export or re-export is prohibited.


Step 2 (Account Number validation)



- Enter your “Account Verification” (10 digit Sold-To Account number)”
- Select ‘Validate’ after entering the account verification number
- Contact SUEZ customer care team if “Account Verification Number” is not known by selecting “Having trouble?” link below validation button
- After validation of “Account Verification Number” user will be redirect to next step of the process

Step 3 (Email creation)


- Please enter details requested to complete the registration process.
- System will validate your email address
- Once all validation information is entered, select “Complete Registration” button.



SUEZ PROPRIETARY INFORMATION: The information contained in this document is SUEZ proprietary information and is disclosed in confidence. It is the property of SUEZ and shall not be used, disclosed to others or reproduced without the express written consent of SUEZ. If consent is given for reproduction in whole or in part, this notice shall appear in any such reproduction in whole or in part. The information contained in this document may also be controlled by US export control laws. Unauthorized export or re-export is prohibited.


Step 4 (Thank you Note)

- A registration error message indicates action necessary. Successful registration brings you to the 'Thank you' page.
- Successful completion of registration process also generates an email with a Thank you Note, temporary password and reset password link to you.



Step 5 (Password Reset)

- Password reset is final step in the registration process.



- Please enter temporary password and reset password in link provided in the email.
- Once registered, users can select the RO Configurator in the Tools section in www.suezwatertechnologies.com OR use the direct link <https://engg.suezwatertechnologies.com/products/configurator>

SUEZ PROPRIETARY INFORMATION: The information contained in this document is SUEZ proprietary information and is disclosed in confidence. It is the property of SUEZ and shall not be used, disclosed to others or reproduced without the express written consent of SUEZ. If consent is given for reproduction in whole or in part, this notice shall appear in any such reproduction in whole or in part. The information contained in this document may also be controlled by US export control laws. Unauthorized export or re-export is prohibited.